

LTSV-RRV User Guide

Issue 1 – 23rd January 2022

This document gives some guidance on how to use the **LTSV Railway Company Road Vehicle** website (LTSV-RRV).

Navigating around the site.....	1
Registering for an account.....	7
Contributing information.....	12
Sightings.....	12
Notes.....	19
Photolinks.....	24
New Vehicle Reports.....	28
Getting more help.....	32

Navigating around the site

The main sections of the website are indicated by the buttons across the top menu. Other areas can be accessed using the links at the bottom of each page.

Much of the website is formed of paired 'list' and 'detail' pages. The list pages show multiple items (for example vehicles, photos or sightings). Each page shows up to 100 items, with links to move to other pages. List pages can normally be searched, sorted and/or filtered as required. Note that any searches, sorting or filtering applied by a user are 'persistent', meaning that it remains in place until you reset or change the selections, or you close your browser window. For example, if you use the photos page to view only Ford vehicles, the next time you go to the photos page, it will still show only Fords.

The detail pages can be accessed by clicking on any individual item on a list page. The detail pages show all the information about the item selected. This can include other lists. For example, if you look at a particular vehicle, the page will show all sightings of the vehicle that have been reported.

To assist users, numerous 'tool-tips' have been added to controls and headings. Hovering your mouse over any item should bring up a text box giving more information. Tool-tips are also indicated by question marks and/or text with dashed blue underlines.

LTSV - RRV Index > Vehicles List

This page shows all the vehicles currently in the database. The list can be filtered and/or sorted using the controls provided. Note that you cannot sort or filter by fleetnumbers, this being because many vehicles carried two (or more) different fleetnumbers during their careers. Use the [Fleetnumbers list](#) instead.

Click on any vehicle's registration or description to see more details.
If you know of a vehicle that is not listed here, please let us know about it. Use the [Report New Vehicle](#) page or the [Contact Us](#) page to send us a message.

Filters

Reg. contains: ? Make: ? Body Type: ?
Operator: All ? Search 1: ?
Search 2: ?

19276 results found. Page 168 of 193, showing results 16701 to 16800 Jump to page: << < > >> 168 (BX04SDU > FH55VHT) Go
Sorted by Vehicle Registration

Fleetnumber/s	Registration	Type	Operator	Lic On	Notes	Photos	Sightings	Action's
	BX04SDU	Iveco Cargo Open	NR (2004 -)	2004	0	0	0	View
978005	FP04FZB	Mercedes Benz Unimog U400 Van (Track Inspection)	NR (c.05/2004 -)	c.05/2004	0	0	0	View
	KM04XST	Vauxhall Astra Estate	NR (2004 -)	2004	0	0	0	View
	KM04XTC	Vauxhall Combo Van	NR (2004 -)	2004	0	0	0	View
RR39	KT04PXN	Ford Transit Connect T230 Van (Response unit)	NR (2004 -)	2004	0	0	0	View
	RE04YEK	Toyota 4x4 Pick up	NR (2004 -)	2004	0	0	0	View
	RF04VCU	Toyota 4x4 Crew-cab Pick up	NR (2004 -)	2004	0	0	0	View
	RF04VDE	Toyota 4x4 Crew-cab Pick up	NR (2004 -)	2004	0	0	0	View
	RO04YLY	Toyota 4x4 Pick up	NR (2004 -)	2004	0	0	0	View
	SM04VWD	Mercedes Benz Sprinter Crew van	NR (2004 -)	2004	0	0	0	View
	YD04CFX	Ford Transit Mk.VI 90 T350 Hi-top Crew van	NR (2004 -)	2004	0	0	0	View
	YD04CGD	Ford Transit Connect T200 Van	NR (2004 -)	2004	0	0	0	View

A typical list page, in this case the main vehicles list.

LTSV - RRV Index > Vehicles List > Vehicle Details (Vehicle ID 50743)

< Previous: YG04ARX (Ford Transit Crew van) Next: YG04AUY (Ford Transit Crew van) >

Main details

Registration	Type	Function	Licence On	Licence Off
YG04AUY	Ford Transit Mk.VI 90 T350 Hi-top Crew van		03/2004	

User/s: [Jarvis \(03/2004 - 04/2004\)](#)
[Network Rail \(04/2004 - \)](#)

Fleetnumber/s:

Livery: White

Allocation/s:

Additional information:

Information sources:

Photos
There are no photographs of this vehicle on this website.

Photo links
There are no links to photographs of this vehicle.

Sightings
There are no sightings of this vehicle.

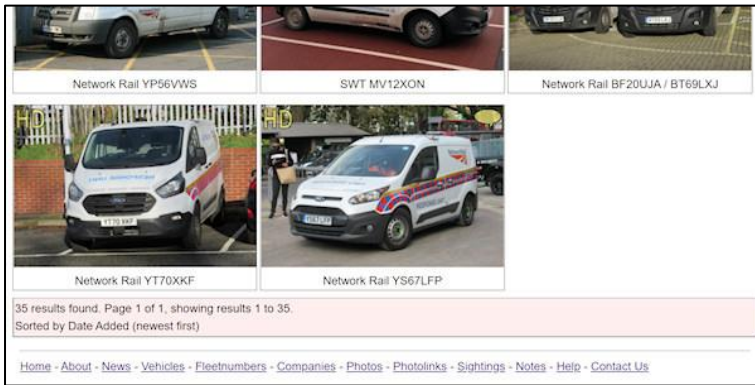
Notes
No notes have been posted about this vehicle.

Data History

Added:	15/12/2021, 20:07
Added by:	Thomas Young

Edits ?
This vehicle has not yet been edited.

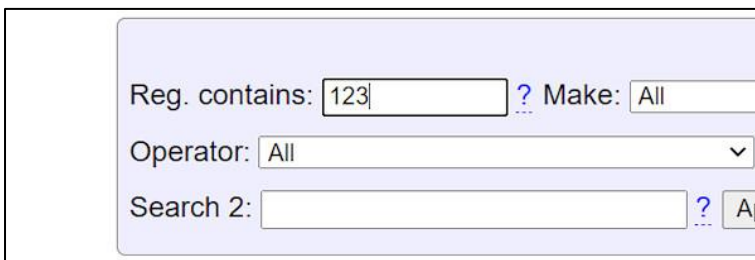
A typical detail page, in this case showing an individual vehicle.



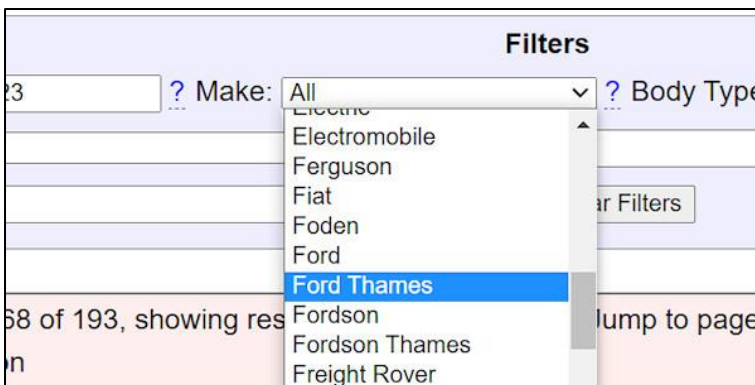
As well as the main menu buttons across the top of each page, further navigation options are available across the bottom of each page.



Most list pages have a range of filtering options in a mauve-coloured box.



Some of the controls in the filters section are text-entry boxes, where you can type in values (for example, to search for vehicles containing '123' in their registrations).



Other filter controls are drop-down boxes, where you can select a value from a list.



Any filtering options you select are not applied until you click on the 'Apply Filters' button. Clicking the 'Clear Filters' button will remove all filters.

Fleetnumber/s	Registration	Type ?	Operator ?	Lic On ?	Notes
978005	BX04SDU	Iveco Cargo Open	NR (2004 -)	2004	
	FP04FZB	Mercedes Benz Unimog U400 Van (Track Inspection)	NR (c.05/2004 -)	c.05/2004	
	KM04XST	Vauxhall Astra Estate	NR (2004 -)	2004	
	KM04XTC	Vauxhall Combo Van	NR (2004 -)	2004	
RR39	KT04PXN	Ford Transit Connect T230 Van (Response unit)	NR (2004 -)	2004	
	RE04YEK	Toyota 4x4 Pick up	NR (2004 -)	2004	
	RF04VCU	Toyota 4x4 Crew-cab Pick up	NR (2004 -)	2004	

List pages only show up to 100 records at a time. The range of records being displayed is shown in the navigation bar (which is sort of salmon pink). To the right of this bar are controls to jump to other pages. The drop-down box allows you to see what records will appear on each page.

Fleetnumber/s	Registration	Type ?	Operator ?	Lic On ?	Notes
	Wolseley 20hp B36OT Bus		CR (12/1905 - 01/1923)		
	Morton/Wishaw Steam B40OT Bus		LMS (01/1923 - ?)		
	Darraac/Serpellet Hurst Nelson B26 Bus		CR (10/1906 - 01/1923)		
	Albion Thompson/Stirling Bus		LMS (01/1923 - ?)		
	Sentinel Steam Flat		L&Y (? - 01/1923)		

Below the navigation bar are the columns headings, often with tool-tips to give more information, then the sorting bar. Click on any arrow to sort by that column. The sort order applied is shown by the respective arrow being green. This image also shows how the information in the navigation drop-down changes depending on what sort order is applied.

Reg. contains: ? Make: All

Use this to search the registration number. Wildcard characters are added automatically. Therefore entering NK will find NK3567, ANK156, NKU789T etc. You need to click on the 'Apply Filters' button to see the results.

Tool-tips, normally indicated by a blue question mark, will give more information or guidance when you hover your mouse over them.

00 Van	<u>NR</u> (c.05/2004 -)	c.05/2004	0	0	0
	<u>NR</u> (2004 -)	2004	0	0	0
	Network Rail		0	0	0
Van	<u>NR</u> (2004 -)	2004	0	0	0
	<u>NR</u> (2004 -)	2004	0	0	0

Tool-tips are also used to explain things like acronyms, these being shown by blue dashed underlines. In the example shown, hovering over NR shows that this stands for Network Rail.

The screenshot shows the LTSV website interface. At the top, there are navigation tabs: Home, Vehicles, Fleetnumbers, Photos, and Sightings. A 'Register Log-in' link is also present. A banner below the navigation states 'The site is now fully operational. Addition of vehicle records is ongoing'. The main heading is 'LTSV > RRV Index > Photos'. Below this, there are two columns of text. The left column explains that photos are available for viewing and can be filtered or sorted. The right column invites users to share photos and provides contact information. A 'Filters' section follows, with dropdown menus for Photographer, Photo Location, Photo Year, and Make. Below the filters are buttons for 'Apply Filters' and 'Clear Filters'. A 'View' section shows 'Sorted by: Date Added (oldest first)' and 'Display: Gallery'. Below the filters is a gallery of six photos of Network Rail vans. The first photo is labeled 'Network Rail YS67LFP', the second 'Network Rail YT70XKF', and the third 'Network Rail BF20UJA / BT69LXJ'. The other three photos are partially visible. A red circle highlights the 'HD' icon on the first photo, and a blue circle highlights a speech bubble icon on the second photo.

Photos are displayed slightly differently to data, but with the same filtering and navigation tools. The sort order is set using a control below the filters. Icons superimposed on photos show the availability of a high-resolution copy of the photo (marked HD as shown in the red circle) or that notes about the photo have been posted (a speech bubble, as shown in the blue circle).

This screenshot shows the same gallery of Network Rail vans as the previous screenshot. A pop-up window is overlaid on the first photo (Network Rail YS67LFP). The pop-up contains the following text: 'Ford Transit Connect Mk2 van YS67LFP in Network Rail Response Unit livery seen outside Ealing Broadway Station on 12th September 2020. Added 23/11/2020. Click to view full-size.' The pop-up also features a 'Click to view full-size' link. The 'HD' icon on the first photo is now highlighted with a red circle, and the speech bubble icon on the second photo is highlighted with a blue circle.

When you hover over one of the small photos on the gallery page, a pop-up will show further details about the photo.





Filters

Photographer: All | Photo Location: All | Photo Year: All | Make: All

Class: All | Livery: All | Company: All | Apply Filters | Clear Filters

View: Sorted by: Date Added (oldest first) | **Display: List** | Change view

35 results found. Page 1 of 1, showing results 1 to 35.
Sorted by Date Added (oldest first)

Photo	Details	Photographer	Location	Date	Added
	Ford Transit Connect Mk2 van YS67LFP in Network Rail Response Unit livery seen outside Ealing Broadway Station on 12th September 2020.	Ray Monk	Ealing Broadway Station	12/09/2020	21/11/2020
	Ford Transit Custom van YT70XKF was one of three Network Rail Response Units seen parked at Eltham Station on 12th November 2020.	Ray Monk	Eltham Station	12/11/2020	21/11/2020
	Vauxhall Movano crew vans BF20UJA and BT69LXJ in Network Rail Response Unit livery seen parked at Eltham Station on 12th November 2020.	Ray Monk	Eltham Station	12/11/2020	21/11/2020
	Vauxhall Combo van MV12XON was an Incident Support vehicle with South West Trains, seen at the Basingstoke Rail Operations Centre on 16th December 2015.	Robin Morel	Basingstoke ROC	16/12/2015	21/11/2020

Photos can also be displayed in list view (where the text details are also visible). This is accessed using the drop-down in the view options (red circle).

LTSV

Home
Vehicles
Fleetnumbers
Photos
Sightings
Register Log-in

The site is now fully operational. Addition of vehicle records is ongoing

LTSV > RRV Index > Vehicles List > Vehicle Details (Vehicle ID 11456)
Previous: UAR122D (Guy Big J4T Artic)
Next: UAR124D (Guy Big J4T Artic) >

Main details				
Registration	Type	Function	Licence On	Licence Off
UAR123D	Guy Big J4T Artic		05/12/1966	
User/s:	British Railways (? - ?)			
Fleetnumber/s:	21GA 9123D in BR series			

A couple of other navigation tools should be mentioned. Firstly, on most pages there are links below the top menu, showing the current page and the pages higher in the hierarchy. This is known as a breadcrumb trail (highlighted in red here) and items in it can be clicked on to move back to higher pages. Secondly, when looking at a particular vehicle's detail page, there will be links to the previous and next vehicle (highlighted in green). Note that these do not take into account any filtering or sorting that has been applied.



When looking at any given photo, thumbnail images appear below showing (up to) four previous and four next photos (highlighted in red here). Hovering over one of these will show the details, while clicking one will take you to that photo. This facility DOES take into account any filtering and sorting of photos that has been applied.

Registering for an account

This website is intended to be collaborative, in that I would like users to contribute their own observations and information. To do this, users must create an access account. A link to register appears in the top-right corner of the page (unless you are already logged-in).

When you register, you need to supply an e-mail address, a username and a password. You can also supply some biographical info.

O E-mail address

Each account must be related to an active e-mail address, and only one account can be created for any given address. You will use your e-mail address to log-in to the site, but the address will not be visible to other users.

O Username

Each account has a username attached to it. This can be anything you like, though it must not duplicate any already-existing accounts. You can use your name, or a made-up name. This is the name that will appear against any information you post to the site.

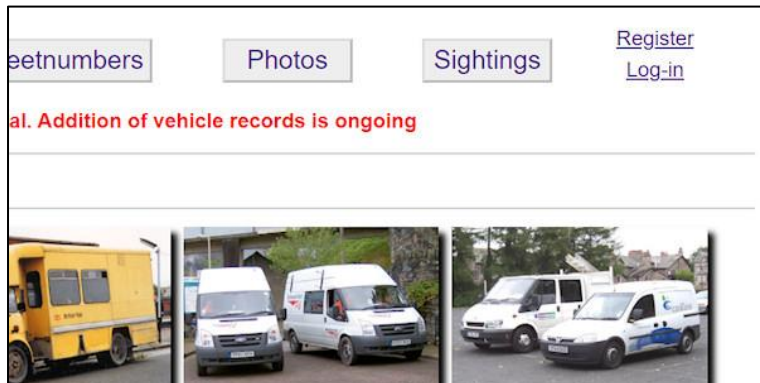
O Password

The password can be anything you like, so long as it contains at least one character. For security reasons, it is recommended that you create a password with slightly more characters! 5-10 would be fine, up to 20 is allowed. Passwords can contain letters, numbers or spaces but certain special characters are disallowed. You can check this when registering. You can also change your password at any time.

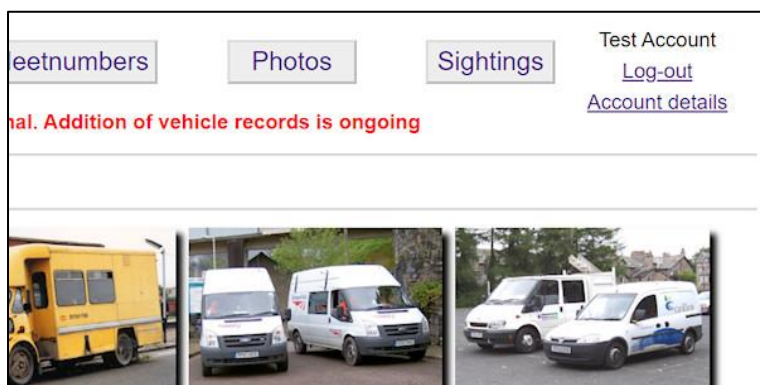
O Biographical info

This section is optional, but you can use it to tell everyone a little about yourself and what you are interested in.

Admin reserves the right to suspend or delete the access account of any user who mis-uses the facilities or who posts offensive or inappropriate content.



Links for registering an account or logging-in appear in the top right corner of the screen.



When you are logged-in, the top right corner of the screen shows your username, plus links to log-out or view your account details.



The registration page requires a unique e-mail address, username and password. There is also an optional field for adding some information about yourself.

LTSV > RRV Index > Register for an account

There were some errors:

- * The e-mail address does not appear to be correct. If you require assistance with this, please get in touch.
- * This username is already in use. Please enter a different username.
- * No password was supplied.

Please change your entries then click on 'Re-submit for preview'.

E-mail address: * ?

Username: * ?

Password: * ?

About you: ?

The registration page may show an error in certain cases. This would include missing out any required field, entering a non-valid e-mail address, or one which is already in use, or entering a username that is already in use. You will be prompted to change your entries.

LTSV > RRV Index > Register for an account

This is how your account will appear. If this looks OK, click on 'Submit'.

E-mail address: test3@ltsv.com

Username: Test Account 3

Password: password

About you: I have an interest in this, that and the other.

Or edit the details below and click on 'Re-submit for preview'.

E-mail address: * ?

Username: * ?

Password: * ?

About you: ?

[Home](#) - [About](#) - [News](#) - [Vehicles](#) - [Fleetnumbers](#) - [Companies](#) - [Photos](#) - [Photolinks](#) - [Sightings](#) - [Notes](#) - [Help](#) - [Contact Us](#)

If your entries are OK, a preview will be shown. You can click on 'Submit' to use these entries, or make further changes using the form underneath.

LTSV > RRV Index > Register for an account

Your account has been created, with the details as shown below.

Account ID: 6

Username: Test Account 3

E-mail: test3@ltsv.com

Password: password

About you: I have an interest in this, that and the other.

Account created: 21:37 22/01/2022

Permissions: Pending Activation (Registered for an account but not yet submitted activation code.)

You need to activate your account before you can use it, and an activation code has been sent to the e-mail address you supplied. Enter this code in the box below, or you can enter it next time you log-in.

Activation code:

[Home](#) - [About](#) - [News](#) - [Vehicles](#) - [Fleetnumbers](#) - [Companies](#) - [Photos](#) - [Photolinks](#) - [Sightings](#) - [Notes](#) - [Help](#) - [Contact Us](#)

When you submit the registration form, the account is created, and an activation code is e-mailed to the address you supplied. This page shows the account details and asks you to enter the activation code.

LTSV > RRV Index > Log-in

You only need to log-in if you want to add notes or information.

✔ Password correct

✘ Account is not activated. Click the button below to go to the Account Activation page.

[Home](#) - [About](#) - [News](#) - [Vehicles](#) - [Fleetnumbers](#) - [Companies](#) - [Photos](#) - [Photolinks](#) - [Sight](#)

You can enter the activation code later. If you try to log-in to an account that has not been activated, you will see this screen, with a button marked 'Activate account'.

LTSV > RRV Index > Account Activation

Please enter the 6-digit activation code that was e-mailed to you.

[Home](#) - [About](#) - [News](#) - [Vehicles](#) - [Fleetnumbers](#) - [Companies](#) - [Photos](#) - [Photolinks](#) - [Sightings](#) - [Notes](#)

The account activation page has just one field and one button. Activation codes are random 6-digit numbers.

LTSV > RRV Index > Account Activation

✔ Your account has been activated. You can now [log-in](#) and start adding your own notes and/or sightings.

Full details of your account are shown below, and can also be found on the Account Details page (under your username in the top right corner of the screen when you are logged-in).

Account ID: 6
 Username: Test Account 3
 E-mail: test3@ltsv.com
 Password: password
 About you: I have an interest in this, that and the other.
 Account created: 21:37 22/01/2022
 Account activated: 21:40 22/01/2022
 Permissions: Contributor (Registered and activated account. Most contributions are un-moderated.)
 You can now [log-in](#), or [continue](#) without logging-in.

[Home](#) - [About](#) - [News](#) - [Vehicles](#) - [Fleetnumbers](#) - [Companies](#) - [Photos](#) - [Photolinks](#) - [Sightings](#) - [Notes](#) - [Help](#) - [Contact Us](#)

When your account is activated, the screen will show all the relevant details. You will still need to log-in though.

LTSV > RRV Index > Log-in

You only need to log-in if you want to add notes or information.

✔ Password correct
 ✔ Account is activated
 ✔ Account is current

You are logged in as user **Test Account 3**.
 Your permission level is: **Contributor** (Registered and activated account. Most contributions are un-moderated.)
 You have previously logged in 0 times.
[Continue](#)

[Home](#) - [About](#) - [News](#) - [Vehicles](#) - [Fleetnumbers](#) - [Companies](#) - [Photos](#) - [Photolinks](#) - [Sightings](#) - [Notes](#) - [Help](#) - [Contact Us](#)

When you log-in to your account you will see this screen. Apart from the first time, this screen will also show the date and time of your previous log-in.

LTSV RAILWAY COMPANY ROAD VEHICLES

Home Vehicles Fleetnumbers Photos Sightings Test Account 3 Log-out Account details

The site is now fully operational. Addition of vehicle records is ongoing

LTSV > RRV Index > Member Details

Public details (Visible to all users)
 Username: Test Account 3
 Joined: 22/01/2022, 21:37
 About member: I have an interest in this, that and the other.

Statistics ?
 Sightings posted: 0
 Notes posted: 0
 Photolinks posted: 0

Private details (Only visible to this member and to admin/editors)
 E-mail: test3@ltsv.com
 Activated: ? Y (22/01/2022, 21:40)
 Last log-in: ? 22/01/2022, 21:41
 Last edit: ?
 Permissions: Contributor
 Suspended: ? N
 Account Status: Current
[Edit Own Account](#)

Unapproved items ?

New Vehicle Reports ?
 No new vehicle reports have been posted.

Notes ?
 No unapproved notes found.

Sightings ?
 No unapproved sightings found.

Photolinks ?
 No unapproved photolinks found.

Edits ?
 This member's record has not yet been edited.

There is a lot of information on the Account details screen. The first box shows your public details, including statistics on how many items you have posted. The second box shows private information and includes a button to edit your account. The third box shows any items you have posted that are not approved (i.e. that will not be displayed elsewhere) and the final box shows details of any edits made to your account.

LTSV > RRV Index > Log-in

You only need to log-in if you want to add notes or information.

X Password is incorrect. Please try again.

E-mail:

Password:

[Submit](#)

[Forgotten Password](#)

[Home](#) - [About](#) - [News](#) - [Vehicles](#) - [Fleetnumbers](#) - [Companies](#) - [Photos](#) - [Photolinks](#) - [Sightings](#) - [Notes](#) - [Help](#) -

If you enter an incorrect password (and/or e-mail address) you will see a screen like this. You can try again or you can click on 'Forgotten Password'.

LTSV RAILWAY COMPANY ROAD VEHICLES

Home Vehicles Fleetnumbers Photos Sightings Register Log-in

The site is now fully operational. Addition of vehicle records is ongoing

LTSV > RRV Index > Password Reset

Use this page if you have forgotten the password for your access account. Enter the e-mail address you used when you registered the account and click on Submit. If the e-mail address is found, a random new password will be generated and sent to that e-mail.

If you need to change your e-mail address, or you are having difficulties, please contact site admin by e-mail to tom(at)ltsv.com or using the Contact Us form (link at the bottom of every page).

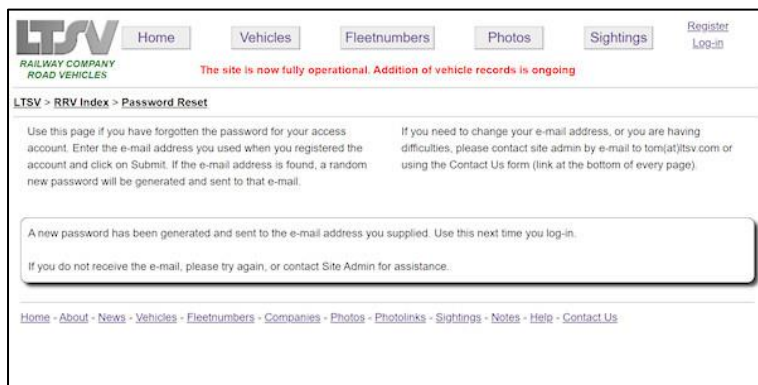
E-mail address:

[Submit](#)

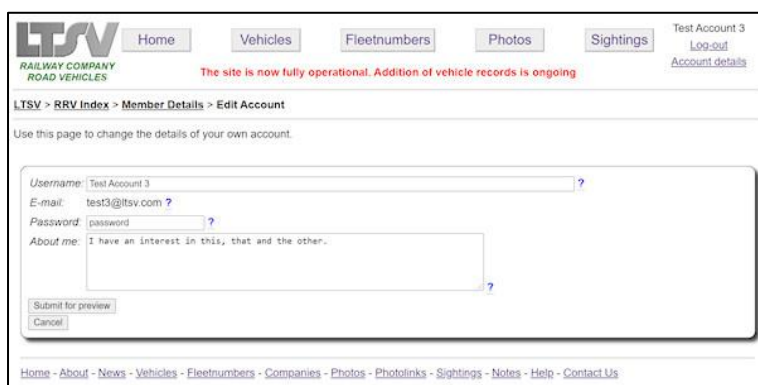
[Cancel](#)

[Home](#) - [About](#) - [News](#) - [Vehicles](#) - [Fleetnumbers](#) - [Companies](#) - [Photos](#) - [Photolinks](#) - [Sightings](#) - [Notes](#) - [Help](#) - [Contact Us](#)

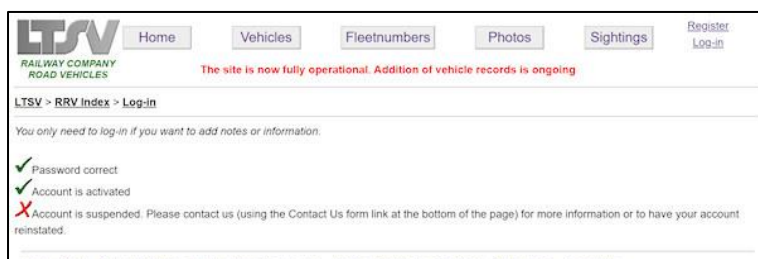
To reset your password, enter your e-mail address in the box and click on 'Submit'.



When your password has been reset you will see this screen. This advises that a new (random) password has been e-mailed to the address you supplied.



If you click on the 'Edit Own Account' button on the Account details page, you will see this screen. You can only change the username, password and/or biographical details. Submitted entries are checked in the same way as during the registration process.



Accounts can be suspended if necessary. If you try to log-in to an account that has been suspended, you will see this screen and you will not be able to log-in.

Contributing information

Once you have created and activated an access account, you can log-in and start adding information to help make this website better. Users can add information in any of four ways: Sightings, Notes, Photolinks and New Vehicle Reports

O Adding Sightings

You can post a report of a sighting of any vehicle that is listed in the database. This can be helpful as it will indicate where vehicles may be seen and whether they are still in use. When you post a sighting, you need to supply a date and a location, and you can optionally add further information as notes. Sightings are unmoderated, meaning that they will be visible to all users as soon as they are submitted. However, Admin or Editor users reserve the right to 'unapprove' (i.e. hide) any posted sighting that they feel is incorrect, inappropriate or offensive.

HOW: To add a sighting, navigate to the detail page for the vehicle concerned. If you are logged-in, there will be a button to add a new sighting.

LTSV Home Vehicles Fleetnumbers Photos Sightings Test Account Log-out Account details

The site is now fully operational. Addition of vehicle records is ongoing

LTSV > RRV Index > Vehicles List > Vehicle Details (Vehicle ID 53354)

< Previous: YP68CZB (Ford Transit Custom Van) Next: YR88AKU (Ford Ranger Pick up) >

Main details

Registration	Type	Function	Licence On	Licence Off
YP68CZB	Ford Transit Custom 320 Base Van	Response Unit	31/10/2018	

User/s: Network Rail (c.31/10/2018 -)

Fleetnumber/s:

Livery: White E

Allocation/s:

Additional information:

Information sources:

Photos

There are no photographs of this vehicle on this website.

Photo links

There are no links to photographs of this vehicle.

[Add a photolink for this vehicle](#)

Sightings

There are no sightings on this vehicle.

[Add a sighting of this vehicle](#)

Notes

No notes have been posted about this vehicle.

[Add a note about this vehicle](#)

Data History

Added:	20/01/2022, 17:18
Added by:	Thomas Young

Edits ?

This vehicle has not yet been edited.

When you are logged-in and looking at the detail page for a particular vehicle, there will be buttons to allow you to add a photolink, a sighting or a note.

LTSV Home Vehicles Fleetnumbers Photos Sightings

The site is now fully operational. Addition of vehicle records is ongoing

LTSV > RRV Index > Sightings List > Add a Sighting

You are adding a sighting of **Vehicle ID 53354 (YP68CZB Ford Transit Custom Van)**

Date: ?

Place: ?

Notes: ?

[Home](#) - [About](#) - [News](#) - [Vehicles](#) - [Fleetnumbers](#) - [Companies](#) - [Photos](#) - [Photolinks](#) - [Sightings](#) - [Notes](#) - [Help](#) - [Contact Us](#)

The page for adding a sighting has three fields, for the date, the location and any additional notes.

LTSV Home Vehicles Fleetnumbers Photos Sightings

The site is now fully operational. Addition of vehicle records is ongoing

LTSV > RRV Index > Sightings List > Add a Sighting

You are adding a sighting of **Vehicle ID 53354 (YP68CZB Ford Transit Custom Van)**

Date: 3/1/2022 ?

Place: ?

Notes: Parked outside. Marked as a Response Unit # ?

[Home](#) - [About](#) - [News](#) - [Vehicles](#) - [Fleetnumbers](#) - [Companies](#) - [Photos](#) - [Photolinks](#) - [Sightings](#) - [Notes](#) - [Help](#) - [Contact Us](#)

Type in the details of the sighting in each box. Hovering over the question marks will bring up some guidance notes.

The screenshot shows the LTSV website interface. At the top, there are navigation tabs: Home, Vehicles, Fleetnumbers, Photos, and Sightings. A red banner states "The site is now fully operational. Addition of vehicle records is ongoing". The breadcrumb trail is "LTSV > RRV Index > Sightings List > Add a Sighting". A message reads: "There were errors: * The date should be entered in the format dd/mm/yyyy, with leading zeros if required (as in 01/02/2021), and it must be a valid date between 01/01/1901 and 31/12/2099. * No place was entered. Please revise your entries." Below this, the "Date" field contains "3/12/2022" and the "Place" field is empty. A "Notes" field contains "Parked outside. Marked as a Response Unit". There are buttons for "Re-submit sighting for preview" and "Cancel". A footer menu includes: Home - About - News - Vehicles - Fleetnumbers - Companies - Photos - Photolinks - Sightings - Notes - Help - Contact Us.

When you click on Submit, your entries are checked. If there are any errors, these will be shown. Errors can include missing information or incorrect date formats. You can make changes and click on Re-submit.

The screenshot shows the LTSV website interface. At the top, there are navigation tabs: Home, Vehicles, Fleetnumbers, Photos, and Sightings. A red banner states "The site is now fully operational. Addition of vehicle records is ongoing". The breadcrumb trail is "LTSV > RRV Index > Sightings List > Add a Sighting". A message reads: "You are adding a sighting of Vehicle ID 53354 (YP68CZB Ford Transit Custom Van) This is how your sighting will appear:". Below this, a preview box shows: "Date: 03/01/2022 (Will be saved as 03/01/2022)", "Place: Mottingham Station", and "Notes: Parked outside. Marked as a Response Unit". There is a "Submit" button. Below the preview, a message says "Or edit the sighting below and click on re-submit." followed by the same form fields as in the previous screenshot. A footer menu includes: Home - About - News - Vehicles - Fleetnumbers - Companies - Photos - Photolinks - Sightings - Notes - Help - Contact Us.

If there are no errors in your entries, a preview will be shown. You can check that the information looks the way you expected it to (certain special characters are automatically removed). If OK, click on Submit, or make changes and click on Re-submit.

The screenshot shows the LTSV website interface. At the top, there are navigation tabs: Home, Vehicles, Fleetnumbers, and Photos. A red banner states "The site is now fully operational. Addition of vehicle records is ongoing". The breadcrumb trail is "LTSV > RRV Index > Sightings List > Add a Sighting". A message box says "The sighting has been added. Continue." Below this, a footer menu includes: Home - About - News - Vehicles - Fleetnumbers - Companies - Photos - Photolinks - Sightings - Notes - Help - Cont

If the sighting has been added to the database, a success message appears. Clicking on Continue will take you back to the vehicle detail page.

LTSV RAILWAY COMPANY ROAD VEHICLES

Home Vehicles Fleetnumbers Photos Sightings Test Account Log-out Account details

The site is now fully operational. Addition of vehicle records is ongoing

LTSV > RRV Index > Vehicles List > Vehicle Details (Vehicle ID 53354)

< Previous: YP68CZ (Ford Transit Custom Van) Next: YR68AKU (Ford Ranger Pick up) >

Main details

Registration	Type	Function	Licence On	Licence Off
YP68CZB	Ford Transit Custom 320 Base Van	Response Unit	31/10/2018	

User/s: Network Rail (c.31/10/2018 -)

Fleetnumber/s:

Livery: White E

Allocation/s:

Additional information:

Information sources:

Photos

There are no photographs of this vehicle on this website.

Photo links

There are no links to photographs of this vehicle.

[Add a photolink for this vehicle](#)

Sightings

Date	Place	Notes	Added	By	Action/s
03/01/2022	Mottingham Station	Parked outside. Marked as a Response Unit	23/01/2022, 09:57	Test Account	View

[Add a sighting of this vehicle](#)

Notes

No notes have been posted about this vehicle.

[Add a note about this vehicle](#)

Data History

Added:	20/01/2022, 17:18
Added by:	Thomas Young

Edits ?

The vehicle detail page will now show the sighting you have just added. You can click on the View button to open the sighting detail page.

LTSV RAILWAY COMPANY ROAD VEHICLES

Home Vehicles Fleetnumbers Photos Sightings Test Account Log-out Account details

The site is now fully operational. Addition of vehicle records is ongoing

LTSV > RRV Index > Sightings List > Sighting Details (Sighting ID 116)

Sighting details

Vehicle:	YP68CZB Ford Transit Custom Van
Date:	03/01/2022
Place:	Mottingham Station
Notes:	Parked outside. Marked as a Response Unit
Posted:	23/01/2022, 09:57
By:	Test Account
Approved:	Yes

[Edit Own Sighting](#)

Edits ?

This sighting has not yet been edited.

When you are logged-in and looking at the detail page for a sighting that you have added, there will be a button to allow you to edit your own sighting.

LTSV RAILWAY COMPANY ROAD VEHICLES

Home Vehicles Fleetnumbers Photos Sightings Test Account Log-out Account details

The site is now fully operational. Addition of vehicle records is ongoing

LTSV > RRV Index > Sightings List > Sighting Details (Sighting ID 116) > Edit Sighting

Use this page to edit the details of a vehicle sighting.

Vehicle: YP68CZB Ford Transit Custom Van ?

Date: 03/01/2022 ?

Place: Mottingham Station ?

Notes: Parked outside. Marked as a Response Unit ?

Change: ?

Private? No (Edit details will be visible to all users) ?

[Preview your changes](#)

[Cancel](#)

The sighting edit page shows the existing values and allows you to make changes.

LTSV RAILWAY COMPANY ROAD VEHICLES

Home Vehicles Fleetnumbers Photos Sightings

The site is now fully operational. Addition of vehicle records is ongoing

LTSV > RRV Index > Sightings List > Sighting Details (Sighting ID 116) > Edit Sighting

Use this page to edit the details of a vehicle sighting.

Vehicle: YP68CZB Ford Transit Custom Van ?

Date: 03/01/2022 ?

Place: New Eltham Station ?

Notes: Parked outside. Marked as a Response Unit ?

Change: Location corrected from Mottingham to New Eltham

Private?: No (Edit details will be visible to all users) ?

Preview your changes

Cancel

When you are editing a sighting, there are two additional fields. The first is marked Change. Use these to give a brief summary of why and how the entry has been edited.

LTSV RAILWAY COMPANY ROAD VEHICLES

Home Vehicles Fleetnumbers Photos Sightings

The site is now fully operational. Addition of vehicle records is ongoing

LTSV > RRV Index > Sightings List > Sighting Details (Sighting ID 116) > Edit Sighting

Use this page to edit the details of a vehicle sighting.

Vehicle: YP68CZB Ford Transit Custom Van ?

Date: 03/01/2022 ?

Place: New Eltham Station ?

Notes: Parked outside. Marked as a Response Unit ?

Change: Location corrected from Mottingham to New Eltham

Private?: No (Edit details will be visible to all users) ?

Preview your changes

Cancel

There is also a drop-down marked Private. You can choose to make the edit private, meaning that normal users will not be able to see that the record has been changed. This can be used for minor changes such as correcting a spelling mistake. Whether an edit is marked as Private or not is down to you. Admin and Editors will be able to see all edits, regardless of their privacy.

LTSV RAILWAY COMPANY ROAD VEHICLES

Home Vehicles Fleetnumbers Photos Sightings

The site is now fully operational. Addition of vehicle records is ongoing

LTSV > RRV Index > Sightings List > Sighting Details (Sighting ID 117) > Edit Sighting

Use this page to edit the details of a vehicle sighting.

This shows how the edited sighting will look:

Vehicle: YP68CZB Ford Transit Custom Van

Date: 03/01/2022

Place: New Eltham Station

Notes: Parked outside. Marked as a Response Unit

Change: Location corrected from Mottingham to New Eltham

Private?: Y

Submit

Cancel

Or make changes below:

Vehicle: YP68CZB Ford Transit Custom Van ?

Date: 03/01/2022 ?

Place: New Eltham Station ?

Notes: Parked outside. Marked as a Response Unit ?

Change: Location corrected from Mottingham to New Eltham ?

Private?: Yes (Edit details will only be visible to Editors and Admin) ?

Preview your changes

Cancel

When you click on Preview on the sighting edit page, your entries are checked as before and any errors will be flagged. If there are no errors, a preview will be shown. As before, you can either Submit the entry as it is shown, or make more changes and click on Preview.

LTSV RAILWAY COMPANY ROAD VEHICLES

Home Vehicles Fleetnumbers Photos Sightings

The site is now fully operational. Addition of vehicle records is ongoing

LTSV > RRV Index > Sightings List > Sighting Details (Sighting ID 116) > Edit Sighting

Use this page to edit the details of a vehicle sighting.

The sighting has been updated. [Continue](#)

Home - About - News - Vehicles - Fleetnumbers - Companies - Photos - Photolinks - Sightings - Notes - Help - Contact Us

Once your edits have been applied, a success screen appears. Clicking on Continue will take you back to the sighting detail page.

LTSV RAILWAY COMPANY ROAD VEHICLES

Home Vehicles Fleetnumbers Photos Sightings Test Account Log-out Account details

The site is now fully operational. Addition of vehicle records is ongoing

LTSV > RRV Index > Sightings List > Sighting Details (Sighting ID 116)

Sighting details

Vehicle:	YP68CZB Ford Transit Custom Van
Date:	03/01/2022
Place:	New Eltham Station
Notes:	Parked outside. Marked as a Response Unit
Posted:	23/01/2022, 09:57
By:	Test Account
Approved:	Yes

[Edit Own Sighting](#)

Edits ?

Date	Edited by	Change	Private	Actions
23/01/2022, 10:17	Test Account	Location corrected from Mottingham to New Eltham	Y	

Home - About - News - Vehicles - Fleetnumbers - Companies - Photos - Photolinks - Sightings - Notes - Help - Contact Us

The sighting detail page will now show the details of your edit.

LTSV RAILWAY COMPANY ROAD VEHICLES

Home Vehicles Fleetnumbers Photos Sightings Register Log-in

The site is now fully operational. Addition of vehicle records is ongoing

LTSV > RRV Index > Sightings List > Sighting Details (Sighting ID 116)

Sighting details

Vehicle:	YP68CZB Ford Transit Custom Van
Date:	03/01/2022
Place:	New Eltham Station
Notes:	Parked outside. Marked as a Response Unit
Posted:	23/01/2022, 09:57
By:	Test Account
Approved:	Yes

Edits ?

This sighting has not yet been edited.

Home - About - News - Vehicles - Fleetnumbers - Companies - Photos - Photolinks - Sightings - Notes - Help - Contact Us

A user who is not logged-in (or who is logged-in as someone else) will not be able to edit this sighting, and will not see any edits that were marked as private.

LTSV RAILWAY COMPANY ROAD VEHICLES

Home Vehicles Fleetnumbers Photos Sightings

The site is now fully operational. Addition of vehicle records is ongoing

LTSV > RRV Index > Sightings List > Sighting Details (Sighting ID 116) > Edit Sighting

Use this page to edit the details of a vehicle sighting.

Vehicle: YP68CZB Ford Transit Custom Van ?

Date: 03/01/2022 ?

Place: New Eltham Station ?

Notes: Parked outside. Marked as a Response Unit ?

Change: ?

Private? No (Edit details will be visible to all users) ?

[Preview your changes](#)

[Cancel](#)

At present, you cannot change the vehicle that a sighting relates to, nor can you delete a sighting. If you have entered a sighting against the wrong vehicle, please contact Site Admin.

LTSV
RAILWAY COMPANY
ROAD VEHICLES

Home Vehicles Fleetnumbers Photos Sightings

The site is now fully operational. Addition of vehicle records is ongoing

LTSV > RRV Index > Sightings List > Add a Sighting

You are adding a sighting of Vehicle ID 53354 (YP68CZB Ford Transit Custom Van)

Date: 15/12/2019 ?

Place: Lewisham Station ?

Notes: Approximate date ?

Submit sighting for preview

Cancel

Home - About - News - Vehicles - Fleetnumbers - Companies - Photos - Photolinks - Sightings - Notes - Help - Contact Us

The date field for sightings will only accept valid and specific dates. If the actual date is not known, enter an approximate date. You can indicate this in the notes field.

LTSV
RAILWAY COMPANY
ROAD VEHICLES

Home Vehicles Fleetnumbers Photos Sightings

The site is now fully operational. Addition of vehicle records is ongoing

Test Account
Log-out
Account details

LTSV > RRV Index > Vehicles List > Vehicle Details (Vehicle ID 53354)

< Previous: YP68CZY (Ford Transit Custom Van) Next: YR68AKU (Ford Ranger Pick up) >

Registration	Type	Function	Licence On	Licence Off
YP68CZB	Ford Transit Custom 320 Base Van	Response Unit	31/10/2018	

Users: Network Rail (c.31/10/2018 -)

Fleetnumber/s:

Livery: White E

Allocation/s:

Additional information:

Information sources:

Photos
There are no photographs of this vehicle on this website.

Photo links
There are no links to photographs of this vehicle.
Add a photolink for this vehicle.

Sightings
There are no sightings of this vehicle.
Add a sighting of this vehicle.

Notes
No notes have been posted about this vehicle.
Add a note about this vehicle.

Data History

Added:	20/01/2022, 17:18
Added by:	Thomas Young

Edits ?
This vehicle has not yet been edited.

Sightings are approved by default, meaning that all users will be able to see them as soon as they are submitted. However, Admin and Editor users have the right, in certain circumstances, to unapprove a sighting. This means it will no longer be visible when you are looking at the vehicle detail page (or elsewhere).

Public details (Visible to all users)
 Username: Test Account
 Joined: 28/12/2021, 18:10
 About member: Account for testing purposes only.

Statistics ?
 Sightings posted: 0
 Notes posted: 0
 Photolinks posted: 0

Private details (Only visible to this member and to admin/editors)
 E-mail: test@ltsv.com
 Activated: Y (28/12/2021, 18:39)
 Last log-in: 23/01/2022, 10:30
 Last edit: 29/12/2021, 16:14
 Permissions: Contributor
 Suspended: N
 Account Status: Current
[Edit Own Account](#)

Unapproved items ?

New Vehicle Reports ?
 No new vehicle reports have been posted.

Notes ?
 No unapproved notes found.

Vehicle	Date	Place	Notes	Posted	Actions
YP68CZB Ford Transit Custom Van	03/01/2022	New Eltham Station	Parked outside. Marked as a Response Unit	23/01/2022 09:57	View

Photolinks ?
 No unapproved photolinks found.

Edits ?
 This member's record has not yet been edited.

To see if any of your sightings (or notes) have been unapproved, go the Account details page. Any unapproved items will be listed.

Sighting details

Vehicle: [YP68CZB Ford Transit Custom Van](#)
 Date: 03/01/2022
 Place: New Eltham Station
 Notes: Parked outside. Marked as a Response Unit
 Posted: 23/01/2022, 09:57
 By: [Test Account](#)
 Approved: No
[Edit Own Sighting](#)

Date	Edited by	Change	Private	Actions
23/01/2022, 10:30	Thomas Young	Sighting marked as unapproved. Cannot be correct as vehicle was in Scotland on this date.	N	
23/01/2022, 10:17	Test Account	Location corrected from Mottingham to New Eltham	Y	

Home - About - News - Vehicles - Fleetnumbers - Companies - Photos - Photolinks - Sightings - Notes - Help - Contact Us

If you click on the View button against an unapproved item on the Account detail page, you should be able to see the details of when and why the item was unapproved. You cannot approve an item yourself - if you want to query a decision, contact Site Admin.

O Adding Notes

You can post a note about any vehicle, company or photo within this website. Notes can contain any comments or information that you think may be of interest. Notes are unmoderated but may be removed if Admin deems them to be inappropriate.

HOW: To add a note, navigate to the detail page for the vehicle, company or photo concerned. If you are logged-in, there will be a button to add a new note.

LTSV RAILWAY COMPANY ROAD VEHICLES

Home Vehicles Fleetnumbers Photos Sightings Test Account Log-out Account details

The site is now fully operational. Addition of vehicle records is ongoing

LTSV > RRV Index > Companies List > Company Details (Company ID 5)

Company details

Code (short name):	BR
Full name:	British Railways
Category:	Nationalisation Operator
Additional info:	1948-2001. Name shortened to 'British Rail' from 1965
Listed vehicles:	11,674 ? View vehicles
Photos:	20 ? View photos
Photolinks:	6 ? View photolinks

Notes

No notes have been posted about this company.

[Add a note about this company](#)

Data History

Added:	29/12/2021, 20:25
By:	Thomas Young

Edits ?

This company has not yet been edited.

The process for adding notes is similar that for adding sightings, though notes can relate to any individual vehicle, company or photo. Detail pages for each category have a button for adding a note.

Photo details

Size: Regular

Photo ID: 35

Photographer: Thomas Young

Location: Abbey Wood (London)

Photo date: 09/01/2022

Vehicle ID: [YS70TLO Ford Transit Connect](#)

Caption: Network Rail Ford Transit Connect van YS70TLO parked in Abbey Wood (London) on 9th January 2022.

Date added: 10/01/2022

Notes

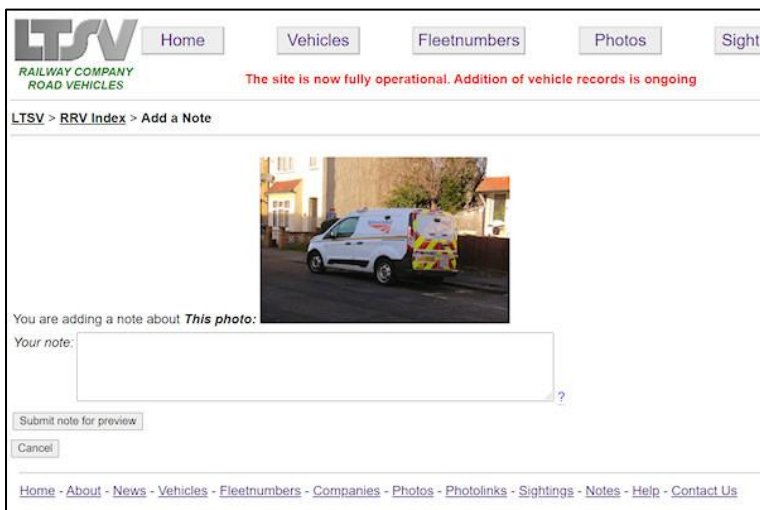
No notes have been posted about this photo.

[Add a note about this photo](#)

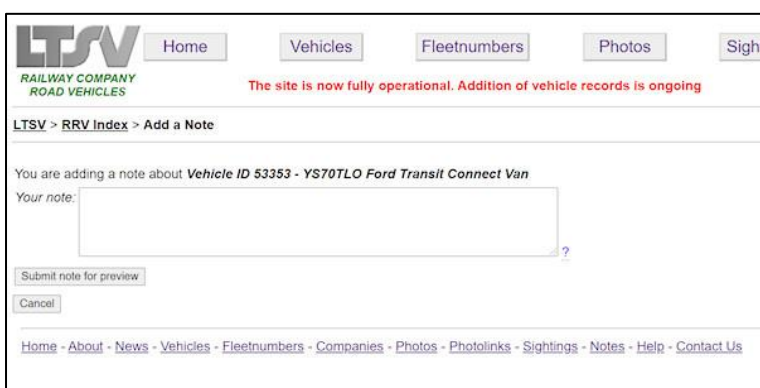
Edits ?

Date	Edited by	Change	Private	Actions
20/01/2022, 17:50	Thomas Young	Vehicle ID added	N	

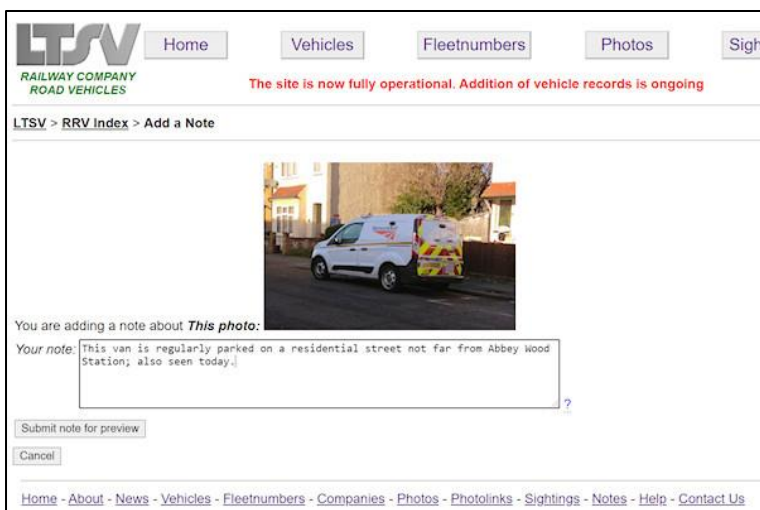
When looking at a photo, the Add a Note button is beneath the photo details.



When you click an Add a Note button, this page will open. If the subject of the note is a photo, the photo will be shown.



If adding a note about a vehicle, a line detailing the vehicle will be shown.




There is only one text box on the Add Note page. Type or paste your text here then click on the Submit note for preview button.

LTSV RAILWAY COMPANY ROAD VEHICLES

The site is now fully operational. Addition of vehicle records is ongoing

LTSV > RRV Index > Add a Note

You are adding a note about **This photo:** 

This is how your note will appear:

Text: This van is regularly parked on a residential street not far from Abbey Wood Station also seen today.

Submit

Or edit the note below and click on re-submit.

Your note: This van is regularly parked on a residential street not far from Abbey wood Station also seen today.

Re-submit note for preview

Cancel

Home - About - News - Vehicles - Fleetnumbers - Companies - Photos - Photolinks - Sightings - Notes - Help - Contact Us

You will then be shown a preview of how your note will look. Be aware that certain characters are automatically removed to prevent hacking. In the examples shown, the semi-colon after Station has been removed. You can use the lower half of the page to make changes, for instance by adding a comma instead of a semi-colon.

LTSV RAILWAY COMPANY ROAD VEHICLES

The site is now fully operational. Addition of vehicle records is ongoing

LTSV > RRV Index > Add a Note

The note has been added. [Continue](#)

Home - About - News - Vehicles - Fleetnumbers - Companies - Photos - Photolinks - Sightings - Notes - Help - Contact Us

When your note has been submitted, you will see this screen. Clicking on continue will take you back to the detail page for the item you are leaving a note about.

Photo details

Size: Regular

Photo ID: 35

Photographer: Thomas Young

Location: Abbey Wood (London)

Photo date: 09/01/2022

Vehicle ID: [YS70TLO Ford Transit Connect](#)

Caption: Network Rail Ford Transit Connect van YS70TLO parked in Abbey Wood (London) on 9th January 2022.

Date added: 10/01/2022

Notes

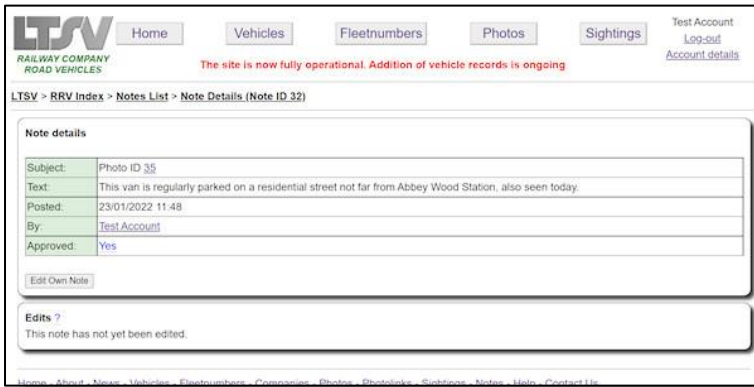
Text	Posted	By	Actions
This van is regularly parked on a residential street not far from Abbey Wood Station, also seen today.	23/01/2022, 11:48	Test Account	View

Add a note about this photo

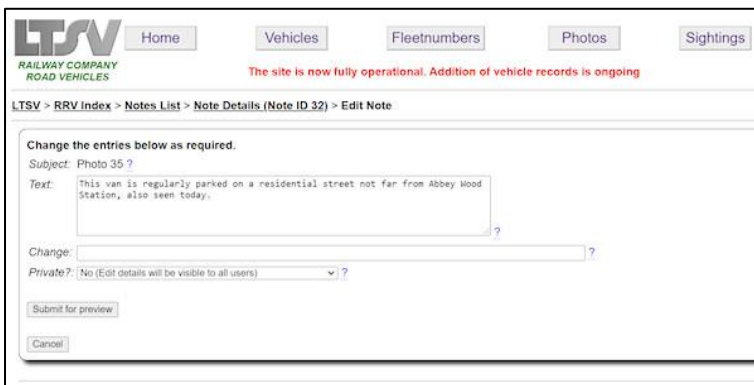
Edits ?

Date	Edited by	Change	Private	Actions
20/01/2022, 17:50	Thomas Young	Vehicle ID added	N	

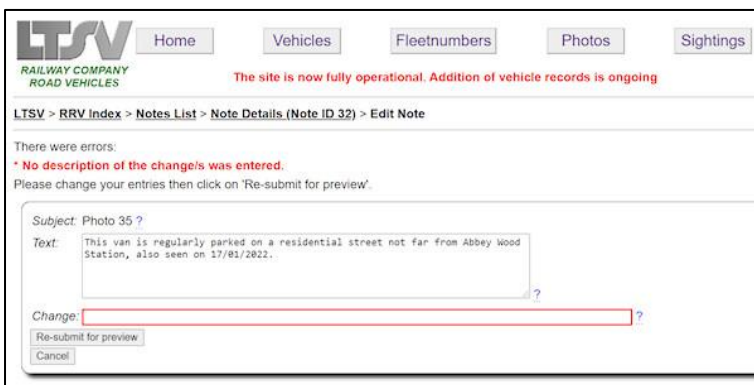
Your note will now appear in the Notes section.



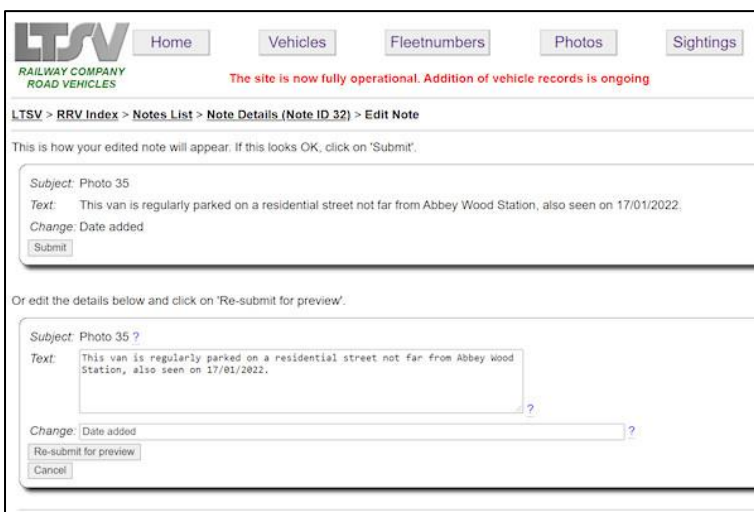
Clicking on the View button next to any note will open the Note details page. This doesn't show much more information but it does include editing options and a list of previous edits.



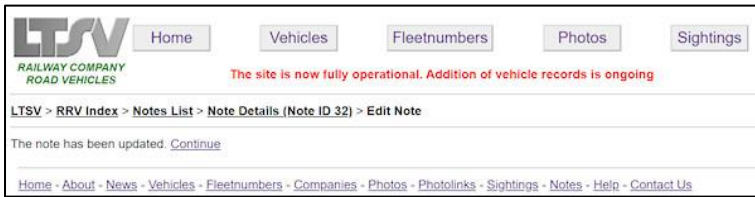
To edit a note you posted, click on the Edit Own Note button. This will open the note editing page.



As with sightings, when editing you will be prompted to add a brief outline of what has been changed.



If accepted, a preview of your note will be shown, with the option to Submit or make further changes.



When your edit is submitted, you will see a success screen like this. Clicking on Continue will take you back to the note detail page.

Notes are approved by default but can be unapproved by an Editor or Admin if needed. For more information on this, see the section above on adding sightings.

O Adding Photolinks

Photolinks are references to photos of railway company vehicles that can be found on other websites. At present, you can only add links to photos of vehicles that are already in the database but this may be reviewed. When you add a photolink, you need to supply the URL (web address) of the page containing the photo, along with any additional information. Photolinks are moderated, in that they will not be visible until they have been 'approved' by an Editor or Admin user.

HOW: To add a photolink, navigate to the detail page for the vehicle concerned. If you are logged-in, there will be a button to add a new photolink.



When you are logged-in, a button to add a Photolink appears on the detail page for every vehicle.

The page for adding photolinks has quite a few fields but works in much the same way as other pages.

The most important field is the URL. Type or paste the web address in this box. The web address should point to the page where the photo can be viewed, not to the photo itself.

The next four fields are about the vehicle. These are somewhat superfluous given that the vehicle is already in the database. However, in future it is planned to allow photolinks to be added of vehicles that are not in the database. Note that several lines have both a drop-down box and a text entry box. If the required value is in the drop-down, click on it to select it.

The Vehicle Class field is for a high-level description of the vehicle, for example Car, Heavy Lorry, Medium Van etc.

LTSV > RRV Index > Vehicles List > Vehicle Details (Vehicle ID 53354) > Add a photolink

Use this page to add a link to a photograph on another website. Note that photolinks are moderated and, once submitted, will not be by an Editor or admin.

You are adding a photolink of **Vehicle ID 53354 (YP68CZB Ford Transit Custom Van)**

URL:

Vehicle Make:

Vehicle Class: ?

Vehicle Operator:

Vehicle Livery:

Caption:

If the required value is not present in the drop-down, you can type it in the adjoining text box. Anything typed here will take precedence over anything selected from the list. In the example shown, Medium Van has been selected from the list, but Bus has been typed in the box. The latter value is the one that will be used.

LTSV > RRV Index > Vehicles List > Vehicle Details (Vehicle ID 53354) > Add a photolink

Use this page to add a link to a photograph on another website. Note that photolinks are moderated and, once submitted, will not be by an Editor or admin.

You are adding a photolink of **Vehicle ID 53354 (YP68CZB Ford Transit Custom Van)**

URL:

Vehicle Make:

Vehicle Class:

Vehicle Operator:

Vehicle Livery:

White

Caption:

The caption field is used to give a narrative description of what the photograph shows. Note that this will normally repeat some of the information provided in the previous fields.

LTSV > RRV Index > Vehicles List > Vehicle Details (Vehicle ID 53354) > Add a photolink

You are adding a photolink of **Vehicle ID 53354 (YP68CZB Ford Transit Custom Van)**

This is how your photolink will appear:

URL:

Vehicle Make:

Vehicle Class:

Vehicle Operator:

Vehicle Livery:

Caption:

Or edit the entry below and click on re-submit.

URL:

Vehicle Make:

Vehicle Class:

Vehicle Operator:

Vehicle Livery:

White

Caption:

[Home](#) - [About](#) - [News](#) - [Vehicles](#) - [Fleetnumbers](#) - [Companies](#) - [Photos](#) - [Photolinks](#) - [Sightings](#) - [Notes](#) - [Help](#) - [Contact Us](#)

As with other pages, the next step is to preview your entries, looking out for any changes caused by the removal of non-allowed characters. The page also allows further changes to be made.

LTSV > RRV Index > Vehicles List > Vehicle Details (Vehicle ID 53354) > Add a photolink

The photolink has been added but it will not be visible until it has been approved by an Editor or Admin. If you need to edit the entry before then, you can find it listed on the [Account details](#) page. [Continue](#)

[Home](#) - [About](#) - [News](#) - [Vehicles](#) - [Fleetnumbers](#) - [Companies](#) - [Photos](#) - [Photolinks](#) - [Sightings](#) - [Notes](#) - [Help](#) - [Contact Us](#)

When the photolink is submitted, you will see this screen. It advises that the photolink will not be visible until it has been approved.

LTSV RAILWAY COMPANY ROAD VEHICLES

Home Vehicles Fleetnumbers Photos Sightings Test Account Log-out Account details

The site is now fully operational. Addition of vehicle records is ongoing

LTSV > RRV Index > Vehicles List > Vehicle Details (Vehicle ID 53354)

< Previous: YP68CYZ (Ford Transit Custom Van) Next: YR68AKU (Ford Ranger Pick up) >

Main details

Registration	Type	Function	Licence On	Licence Off
YP68CZB	Ford Transit Custom 320 Base Van	Response Unit	31/10/2018	

Users: Network Rail (c.31/10/2018 -)

Fleetnumber/s:

Livery: White E

Allocation/s:

Additional information:

Information sources:

Photos

There are no photographs of this vehicle on this website

Photo links

There are no links to photographs of this vehicle

Add a photolink for this vehicle

Clicking on Continue will take you back to the vehicle details page. Your new photolink will not be shown, as it will not yet have been approved.

LTSV RAILWAY COMPANY ROAD VEHICLES

Home Vehicles Fleetnumbers Photos Sightings Test Account Log-out Account details

The site is now fully operational. Addition of vehicle records is ongoing

LTSV > RRV Index > Member Details

Public details (Visible to all users)

Username: Test Account

Joined: 28/12/2021, 18:10

About member: Account for testing purposes only.

Statistics ?

Sightings posted: 1 View Sightings

Notes posted: 1 View Notes

Photolinks posted: 0 View Photolinks

Private details (Only visible to this member and to admin/editors)

E-mail: test@ltsv.com

Activated: Y (28/12/2021, 18:39)

Last login: 23/01/2022, 19:44

Last edit: 29/12/2021, 16:14

Permissions: Contributor

Suspended: N

Account Status: Current

Edit Own Account

Unapproved items ?

New Vehicle Reports ?

No new vehicle reports have been posted.

Notes ?

No unapproved notes found.

Sightings ?

No unapproved sightings found.

Photolinks ?

URL	Vehicle	Caption	Posted	Approved
http://www.ltsv.com/rrv/index.php	YP68CZB Ford Ford Van	Network Rail Ford Transit Custom van YP68CZB at Richmond Station	23/01/2022 19:57	View

Edits ?

You can review the status of photolinks you have submitted by clicking on the Account details link in the top right corner. Clicking on the View button will open the photolink details page.

LTSV RAILWAY COMPANY ROAD VEHICLES

Home Vehicles Fleetnumbers Photos Sightings

The site is now fully operational. Addition of vehicle records is ongoing

LTSV > RRV Index > Photolinks > Photolink Details (Photolink ID 10)

Photolink details

ID:	10
URL:	http://www.ltsv.com/rrv/index.php
Vehicle:	YP68CZB Ford Transit Custom Van
Make:	Ford
Class:	Medium Van
Livery:	White
Company:	Network Rail
Caption:	53354
Added:	23/01/2022, 19:57
By:	Test Account
Approved:	N

Edit Own Photolink

Edits ?

This photolink has not yet been edited.

The photolink details page will show you the current status of the photolink, and also allow you to edit the entries.

LTSV RAILWAY COMPANY ROAD VEHICLES

Home Vehicles Fleetnumbers Photos Sightings

The site is now fully operational. Addition of vehicle records is ongoing

LTSV > RRV Index > Photolinks > Photolink Details (Photolink ID 10) > Edit Photolink

Use this page to edit the details of a photolink.

URL:

Vehicle: YP68CZB Ford Transit Custom Van ?

Vehicle Make: Ford ?

Vehicle Class: Medium Van ?

Vehicle Livery: White ?

Vehicle Operator: Network Rail ?

Caption: Network Rail Ford Transit Custom van YP68CZB at Richmond Station. ?

Change:

Private? No (Edit details will be visible to all users) ?

Home - About - News - Vehicles - Fleetnumbers - Companies - Photos - Photolinks - Sightings - Notes - Help - Contact Us

The page for editing a photolink is very like the other editing pages. Note that you cannot change the approval of your own photolinks. In fact, if you change the URL of a photolink that has already been approved, it will revert to being unapproved. This is required as all external links need to be checked before being published.

LTSV RAILWAY COMPANY ROAD VEHICLES

Home Vehicles Fleetnumbers Photos Sightings Test Account Logout Account details

The site is now fully operational. Addition of vehicle records is ongoing

LTSV > RRV Index > Vehicles List > Vehicle Details (Vehicle ID 53354)

< Previous: YP68CZB (Ford Transit Custom Van) Next: YR68AKU (Ford Ranger Pick up) >

Main details				
Registration	Type	Function	Licence On	Licence Off
YP68CZB	Ford Transit Custom 320 Base Van	Response Unit	31/10/2018	
User's:	Network Rail (c. 31/10/2018 -)			
Fleetnumbers:				
Livery:	White E			
Allocation/s:				
Additional information:				
Information sources:				

Photos
There are no photographs of this vehicle on this website.

Photo links				
Url	Details	Added	By	Action/s
http://www.ltsv.com/rrv/index.php	Network Rail Ford Transit Custom van YP68CZB at Richmond Station.	23/01/2022, 19:57	Test Account	View

Sightings					
Date	Place	Notes	Added	By	Action/s
03/01/2022	New Eltham Station	Parked outside. Marked as a Response Unit	23/01/2022, 11:28	Test Account	View

Notes
No notes have been posted about this vehicle.

Data History	
Added:	20/01/2022, 17:18
Added by:	Thomas Young

Edits ?
This vehicle has not yet been edited.

Once your photolink has been approved, it will appear on the vehicle details page, and also in the separate photolinks list page.

O Adding New Vehicle Reports

Coverage of the current fleet is somewhat patchy, since most of the information comes from observations. If you have seen (or know of) a vehicle that is not currently listed, you can help make the website better by telling us about it. A form has been provided where you can fill in certain details, such as the vehicle registration, type, livery and operator. When you submit this form, the vehicle does not get added to the database straight away. An Editor or Admin needs to review the report and, if appropriate, gather more information before adding the vehicle. As such it may be a few days before the vehicle appears. There may also be cases where the supplied information is deemed incorrect or insufficient and the vehicle cannot be added.

HOW: To report an unlisted vehicle, use the New Vehicle Report form. A link to this page will also be found in the Quick Links section of the home page, and on each of the two vehicle list pages. Note that you will need to be logged-in to use this form.

The screenshot shows the LTSV website interface. At the top, there are navigation tabs: Home, Vehicles, Fleetnumbers, Photos, and Sightings. A message states: "The site is now fully operational. Addition of vehicle records is ongoing". Below this, the page title is "LTSV > RRV Index > Vehicles List".

There is a text block explaining the list: "This page shows all the vehicles currently in the database. The list can be filtered and/or sorted using the controls provided. Note that you cannot sort or filter by fleetnumbers, this being because many vehicles carried two (or more) different fleetnumbers during their careers. Use the [Fleetnumbers list](#) instead." A red circle highlights the "Report New Vehicle" link in the text.

Below the text is a "Filters" section with the following fields:

- Reg. contains: ?
- Make: (All) ?
- Body Type: (All) ?
- Operator: (All) ?
- Search 1: ?
- Search 2: ?

 There are "Apply Filters" and "Clear Filters" buttons.

The main content area shows a table with 11 results. The table has columns: Fleetnumber, Registration, Type, Operator, Lic On, Notes, Photos, Sightings, and Action/s. The data rows list various Vauxhall Movano vehicles with their registration numbers and operators.

If you find that a vehicle you have seen (or know of) is not listed, you can report it. In the example shown above I have filtered the list to show vehicles whose registration contains BD68. I was looking for BD68MMF, but it is not listed, so I can click on the Report New Vehicle link.

The screenshot shows the "Report a new vehicle" page on the LTSV website. The navigation tabs are Home, Vehicles, Fleetnumbers, and Photos. A message states: "The site is now fully operational. Addition of vehicle records is ongoing".

The page title is "LTSV > RRV Index > Report a new vehicle". Below this is a text block: "Use this page to report a vehicle that is not currently in the database. Admin and site editors will regularly review submissions and act appropriate. IMPORTANT: Do not use this page to report older BR, GWR, LNER or SR vehicles. Data on these vehicles is available but has not yet been added to the database."

The form contains the following fields:

- Fleetnumber: ?
- Registration: ?
- Type: ?
- Livery: ?
- Company: ?
- Source: ?
- Sighting: ?
- Notes: ?
- URL: ?

 There are "Preview your entry" and "Cancel" buttons at the bottom of the form.

At the very bottom of the page, there is a footer with navigation links: Home - About - News - Vehicles - Fleetnumbers - Companies - Photos - Photolinks - Sightings - Notes - Help - Contact Us

The layout of the New Vehicle Report page is similar to those already shown.

LTSV RAILWAY COMPANY ROAD VEHICLES

Home Vehicles Fleetnumbers Photos

The site is now fully operational. Addition of vehicle records is ongoing

LTSV > RRV Index > Report a new vehicle

Use this page to report a vehicle that is not currently in the database. Admin and site editors will regularly review submissions and add the vehicles appropriate.

IMPORTANT: Do not use this page to report older BR, GWR, LNER or SR vehicles. Data on these vehicles is available but has not yet been processed.

Fleetnumber: ?

Registration: ?

Type: ?

Livery: ?

Company: ?

Source: ?

Sighting: ?

Notes: ?

URL: ?

Home - About - News - Vehicles - Fleetnumbers - Companies - Photos - Photolinks - Sightings - Notes - Help - Contact Us

Enter the information in any fields that are relevant. You can say how you know about the vehicle (Seen in person, Photo on internet or Other). If seen, you can say when and where. If found on the internet, you can type/paste the URL of the webpage.

LTSV RAILWAY COMPANY ROAD VEHICLES

Home Vehicles Fleetnumbers Photos Sightings

The site is now fully operational. Addition of vehicle records is ongoing

LTSV > RRV Index > Report a new vehicle

Use this page to report a vehicle that is not currently in the database. Admin and site editors will regularly review submissions and add the vehicles appropriate.

IMPORTANT: Do not use this page to report older BR, GWR, LNER or SR vehicles. Data on these vehicles is available but has not yet been processed.

This shows how your entry will look:

Fleetnumber:
Registration: BD68MMF
Type: Vauxhall Movano Crew Van
Livery: White
Company: Network Rail
Source: Seen in person
Sighting: 16/01/2022 at Stratford Station Gibbins Road
Notes:
URL:

Or make changes below:

Fleetnumber: ?

Registration: ?

Type: ?

Livery: ?

Company: ?

Source: ?

Sighting: ?

Notes: ?

URL: ?

As normal, when you submit the page will prompt for any errors. If there are no errors, it will show a preview, along with a form to make further changes.

LTSV RAILWAY COMPANY ROAD VEHICLES

Home Vehicles Fleetnumbers Photos Sightings Test Account Log-out Account details

The site is now fully operational. Addition of vehicle records is ongoing

LTSV > RRV Index > Report a new vehicle

The report has been added. It may take a few days until an Editor adds the vehicle to the database.

Note that any sighting information you added is not automatically converted into a sighting. Once the vehicle has been added, you can add the sighting in the normal manner.

If you need to edit your new vehicle report, you can do so from the list on the Account Details page (link in top right of the screen).

[Continue](#)

Home - About - News - Vehicles - Fleetnumbers - Companies - Photos - Photolinks - Sightings - Notes - Help - Contact Us

Once submitted, you will be advised that it may take a few days for your report to be reviewed.

LTSV RAILWAY COMPANY ROAD VEHICLES

Home Vehicles Fleetnumbers Photos Sightings Test Account Log-out Account details

The site is now fully operational. Addition of vehicle records is ongoing

LTSV > RRV Index > Member Details

Public details (Visible to all users)

Username: Test Account
 Joined: 28/12/2021, 18:10
 About member: Account for testing purposes only.

Statistics ?

Sightings posted: 7 [View Sightings](#)
 Notes posted: 1 [View Notes](#)
 Photolinks posted: 1 [View Photolinks](#)

Private details (Only visible to this member and to admin/editors)

E-mail: test@ltsv.com
 Activated: Y (28/12/2021, 18:39)
 Last log-in: 23/01/2022, 20:02
 Last edit: 29/12/2021, 16:14
 Permissions: Contributor
 Suspended: N
 Account Status: Current
[Edit Own Account](#)

Unapproved items ?

New Vehicle Reports ?

Fleetno	Reg	Type	Livery	Operator	Posted	Status	Action/s
	BD68MMF	Vauxhall Movano Crew Van	White	Network Rail	23/01/2022 20:10	Pending	View Edit

Notes ?
No unapproved notes found.

Sightings ?
No unapproved sightings found.

Photolinks ?
No unapproved photolinks found.

Edits ?

The status of your submitted New Vehicle Reports can be viewed on your account details page. The report shown above is marked as Pending, hence it can still be edited. Either click on the Edit button, or click on View to open the New Vehicle Report details page.

LTSV RAILWAY COMPANY ROAD VEHICLES

Home Vehicles Fleetnumbers Photos Sightings Test Account Log-out Account details

The site is now fully operational. Addition of vehicle records is ongoing

LTSV > RRV Index > New Vehicle Report Details

This page shows the details of a submitted New Vehicle Report. Potential actions are shown underneath:

ID:	6
Vehicle Fleetnumber:	
Vehicle Registration:	BD68MMF
Vehicle Type:	Vauxhall Movano Crew Van
Vehicle Livery:	White
Vehicle Operator:	Network Rail
Source:	Seen in person
Sighting:	16/01/2022 at Stratford Station Gibbins Road
Notes:	
URL:	
Posted:	23/01/2022 20:10
By:	Test Account
Status:	Pending
Actioned:	n/a
By:	n/a
Vehicle ID:	n/a

Edits ?
This New Vehicle Report has not yet been edited.

Actions
Actions for contributor of report: [Edit Report](#)

Home - About - News - Vehicles - Fleetnumbers - Companies - Photos - Photolinks - Sightings - Notes - Help - Contact Us

The New Vehicle Report details page shows the full report and also its current status. Any actions that are still available (e.g. Editing) will be shown in the Actions section underneath.

LTSV RAILWAY COMPANY ROAD VEHICLES

Home Vehicles Fleetnumbers Photos

The site is now fully operational. Addition of vehicle records is ongoing

LTSV > RRV Index > New Vehicle Report Details (Report ID 6) > Edit New Vehicle Report

Use this page to edit the details of a New Vehicle Report.

Fleetnumber: ?

Registration: ?

Type: ?

Livery: ?

Company: ?

Source: ?

Sighting: ?

Notes: ?

URL: ?

Home - About - News - Vehicles - Fleetnumbers - Companies - Photos - Photolinks - Sightings - Notes - Help - Contact Us

The page for editing a New Vehicle Report is very similar to other editing pages. As usual, entries are checked, then a preview is shown before final submission.

LTSV RAILWAY COMPANY ROAD VEHICLES

Home Vehicles Fleetnumbers Photos Sightings Test Account Log-out Account details

The site is now fully operational. Addition of vehicle records is ongoing

LTSV > RRV Index > Member Details

Public details (Visible to all users)

Username: Test Account

Joined: 28/12/2021, 18:10

About member: Account for testing purposes only.

Statistics ?

Sightings posted: 1

Notes posted: 1

Photolinks posted: 1

Private details (Only visible to this member and to admin/editors)

E-mail: test@ltsv.com

Activated: Y (28/12/2021, 18:39)

Last log in: 23/01/2022, 20:17

Last edit: 29/12/2021, 16:14

Permissions: Contributor

Suspended: N

Account Status: Current

Unapproved items ?

Fleetno	Reg	Type	Livery	Operator	Posted	Status	Action/s
BK69SKX		Vauxhall Movano Crew Van	White	Network Rail	23/01/2022 20:15	Processed	<input type="button" value="View"/>
BD68MMF		Vauxhall Movano Crew Van	White	Network Rail	23/01/2022 20:10	Rejected	<input type="button" value="View"/>

Notes ?

No unapproved notes found.

Sightings ?

No unapproved sightings found.

Photolinks ?

No unapproved photolinks found.

Edits ?

This view of an account details page shows two submitted New Vehicle Reports. One is marked Processed - this means that the vehicle has now been added to the database. If you entered any sighting details on your New Vehicle Report, you can now add these to the vehicle record. The second item is marked as Rejected, meaning that an Editor/Admin has decided not to add this vehicle to the database. There could be various reasons for this. At present there is no method for providing the details of these decisions. If you want to query any particular rejection, please contact Site Admin.

Getting more help

If you need any further assistance with using this website, please feel free to get in touch. You can use the Contact Us page (link at the bottom of every page), or you can e-mail me at tom(at)ltsv.com.